



Guilford Bay Harbor

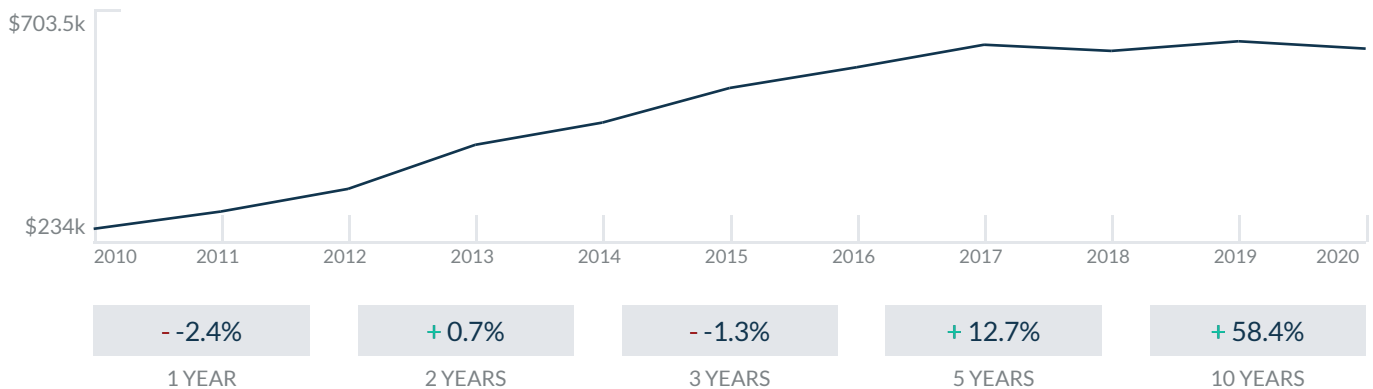
9800 W Bay Harbor Dr
Bay Harbor Islands, FL 33154

Every month we compile this comprehensive market report focus on Guilford Bay Harbor in this convenient and easy to read format. Our datas comes from more than six different sources including MLS Associations, County Offices and Financial Institutions. Get this report for free every month on our website guilfordcondosforsale.com.

Property Stats

POSTAL CODE 33154

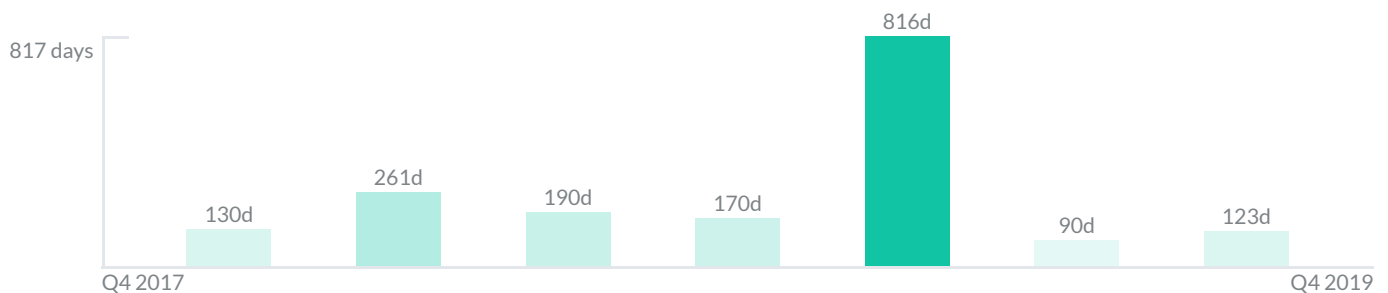
The property stats graph represents the median price evolution since ten years in your postal code area.



Similar Properties

DAYS ON THE MARKET

Everyday 3 months we monitor how many days it takes for similar properties to be sold. This is also a good indicator to know when to buy or sale!



Mortgage Rates

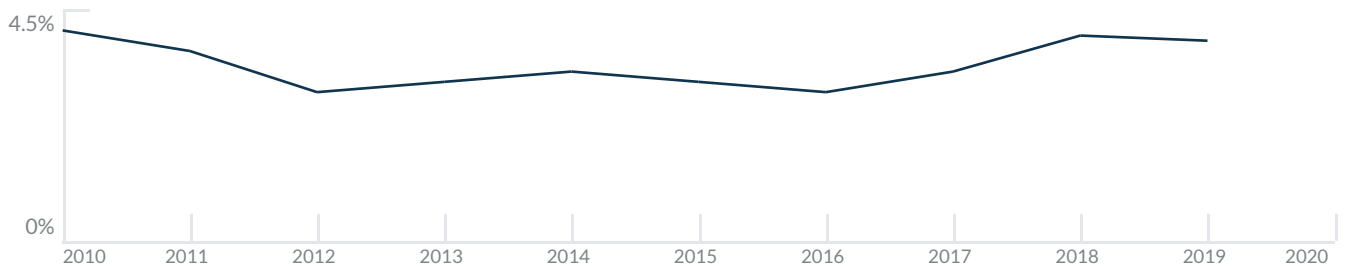
PER YEAR

Understanding mortgage economics is important when you want to buy with a loan. Below is the historical yearly average mortgage rates in the Unites States retrieved from Freddie Mac©

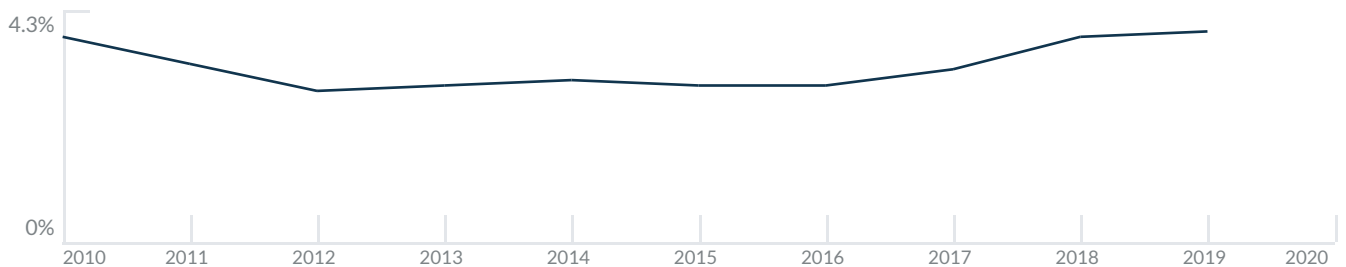
30 YEARS FIXED 4.4%



15 YEARS FIXED 3.9%



5/1-YEAR ADJUSTABLE 3.9%



Schools

CLOSEST

Having good schools nearby is important if you have kids or plan to rent or sell your home. Ratings are retrieved from the leading independent and nonprofit GreatSchools©

ELEMENTARY SCHOOL	MIDDLE SCHOOL	HIGH SCHOOL
Aventura City Of Excellence School	Aspirra Raul Arnaldo Martinez Charter School	North Miami Senior High School
10/10	2/10	3/10

Insights

IN GUILFORD BAY HARBOR

Below the average listing prices of available unit per property type.

1 BED
\$239,000
AVERAGE PRICE
1 FOR SALE
1 FOR RENT

2 BEDS
\$297,000
AVERAGE PRICE
4 FOR SALE
1 FOR RENT

2.4% to 9.4%
CAP RATE
Yearly net income when rent

2.1%
NEGOTIABILITY
What you can negotiate



Sale within the last month

Activity

SOLD OR RENTED

Below the latest transactions reported by the local MLS Association for Guilford Bay Harbor




\$1,950



UNIT 310

RENTED | AUG 2020



\$1,550



UNIT 708

RENTED | JUL 2020




\$1,850



UNIT 404

RENTED | JUL 2020



\$1,450



UNIT 206

RENTED | JUL 2020



\$1,600



UNIT 708

RENTED | JUL 2020



\$1,600



UNIT 402

RENTED | JUL 2020

Sold

LAST 20 PROPERTIES SOLD IN GUILFORD BAY HARBOR

Unit	Price	Beds/Baths	\$/Sqft	Sqft	Buying Date	Days on Market
1A	\$249,000	2/2	\$246.5	1,010	Nov 2019	159
206	\$199,000	1/2	\$222.3	895	Nov 2019	295
408	\$209,000	1/2	N/A	N/A	Nov 2019	18
708	\$199,900	1/2	\$223.4	895	Nov 2019	21
411	\$235,000	1/2	\$262.6	895	Jun 2019	96
706	\$216,000	1/2	\$241.3	895	Apr 2019	83
508	\$239,000	1/1	\$267.0	895	Mar 2019	816
508	\$239,000	1/2	\$267.0	895	Mar 2019	816
308	\$184,500	1/1	\$206.1	895	Nov 2018	92
306	\$199,000	1/2	\$222.3	895	Oct 2018	171
309	\$329,000	2/2	\$313.3	1,050	Oct 2018	246
307	\$200,000	1/2	\$223.5	895	Jul 2018	190
302	\$1,600	1/1	\$1.8	895	Jun 2018	78
402	\$249,000	1/2	\$278.2	895	May 2018	137
612	\$231,888	1/1	\$259.1	895	May 2018	415
612	\$231,888	1/2	\$259.1	895	May 2018	415
505	\$209,000	1/1	\$233.5	895	Dec 2017	35
505	\$209,000	1/2	\$233.5	895	Dec 2017	35
707	\$249,000	1/1	\$278.2	895	Nov 2017	224
707	\$249,000	1/2	\$278.2	895	Nov 2017	224

Rented

LAST 20 PROPERTIES RENTED IN GUILFORD BAY HARBOR

Unit	Price	Beds/Baths	\$/Sqft	Sqft	Rented Date	Days on Market
310	\$1,950	2/2	\$1.9	1,050	Aug 2020	34
708	\$1,550	1/2	\$1.7	895	Jul 2020	27
404	\$1,850	2/2	\$1.8	1,050	Jul 2020	83
206	\$1,450	1/2	\$1.6	895	Jun 2020	182
708	\$1,600	1/2	\$1.8	895	Mar 2020	102
402	\$1,600	1/2	\$1.8	895	Feb 2020	124
311	\$1,750	1/2	\$2.0	895	Feb 2020	119
608	\$1,450	1/2	\$1.8	800	Feb 2020	97
705	\$1,500	1/2	\$1.7	895	Dec 2019	52
407	\$1,750	1/2	\$2.0	895	Dec 2019	13
308	\$1,690	1/2	\$1.9	895	Oct 2019	37
N/A	\$25,000	8/9	\$4.2	6,001	Sep 2019	21
N/A	\$5,500	4/3	\$2.1	2,566	Aug 2019	105
502	\$1,900	1/2	\$2.1	895	Aug 2019	56
411	\$1,790	1/2	\$2.0	895	Aug 2019	51
N/A	\$6,900	5/4	\$2.0	3,529	Aug 2019	56
206	\$1,600	1/2	\$1.8	895	Jul 2019	18
605	\$2,850	2/2	\$2.3	1,222	Jul 2019	19
701	\$1,650	1/2	\$1.8	895	Jun 2019	24
407	\$1,800	1/2	\$2.0	895	May 2019	60

Currently Listed

ACTIVE LISTINGS 1/1

Unit	Price	Beds/Baths	\$/Sqft	Sqft	Listing Date	Owner
302	\$1,500/mth	1/2	\$1.7	895	Aug 2020	ROBERT SOM...
303	\$2,990/mth	2/2	\$2.8	1050	Jul 2020	FAIK BURAK T...
303	\$349,000	2/2	\$332.4	1050	Aug 2020	FAIK BURAK T...
403	\$350,000	2/2	\$333.3	1050	Aug 2020	DOLORES LO...
504	\$239,000	2/2	\$227.6	1050	Aug 2020	RUTH SAPOLS...
602	\$239,000	1/2	\$267.0	895	Aug 2020	EVE PETERSON
704	\$250,000	2/2	\$238.1	1050	Nov 2019	UV GROUP LLC